



24hr. Fax: 301-223-6427 Phone: 800-225-2517 Email: info@wrhardware.com

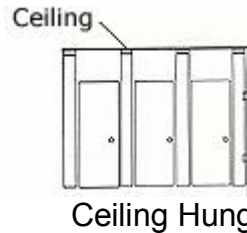
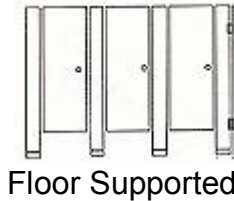
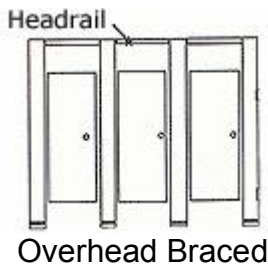
Between Wall Toilet Partition Layout

Follow these simple steps:

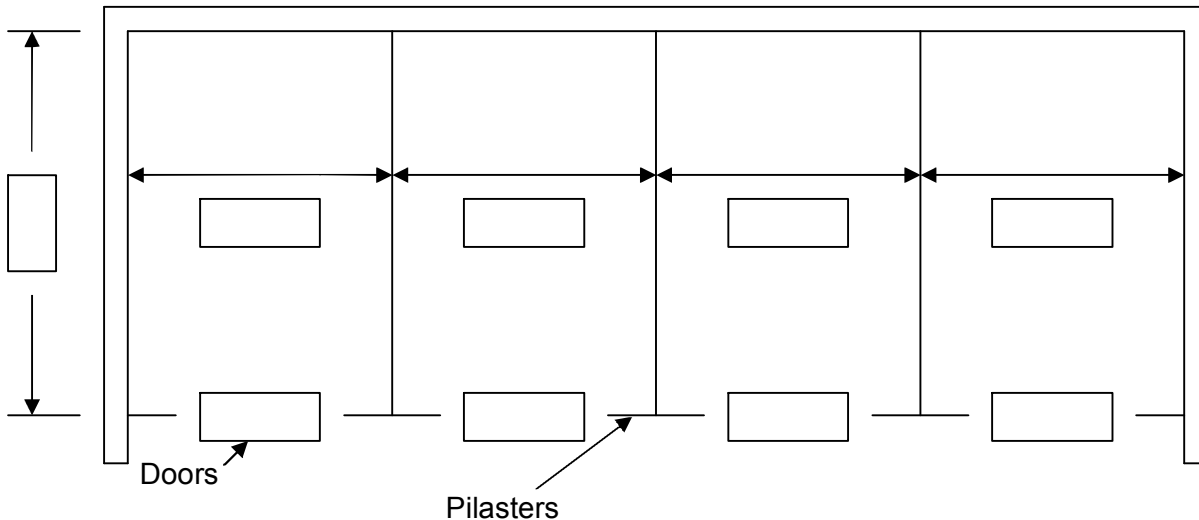
- (1) Fill in the boxes with the measurements you desire. Mark **HC** for handicapped.
- (2) Circle what type of material and type of compartment you desire.
- (3) Fax this form to 301-223-6427.

Material: Baked Enamel (Please circle desired material)
 Plastic Laminate
 Solid Plastic
 Stainless Steel

Type of Compartment: (Please circle desired type of compartment)



Fill in only the number of stalls you need, if you need more just make a simple line drawing or call. Enter your measurements in the boxes including pilasters.



Name/Company _____

Phone _____

Fax _____

Email _____

Shipping: City, State, Zip Code _____